




*the*  
**adorne<sup>®</sup>**  
*collection*


# Dimmers & Switches



**PADDLE SWITCH** | ASPD1532W4  
Upgrade from a standard switch. Turn lights on/off with easy up-or-down action.

**PADDLE FAN SPEED CONTROL** | AAFN4S16AW4  
Adjust fan speed with modern style.

**WHISPER®DIMMER** | ADWR703HW4  
Turn lights on/off with a fluid, gentle action. Or use the slider to adjust light level.




**SOFTAP®TRU-UNIVERSAL DIMMER** | ADTP703TUW4  
This dimmer self-calibrates to work with virtually any 120V dimmable bulb or fixture (excludes 0-10V). Turn lights on/off with a light push action.

**TOUCH SWITCH** | ASTH1532W2  
Turn lights on/off with just a simple touch.

**WAVE®SWITCH** | ASWV1532W2  
Go germ-free. Turn lights on/off with a wave.



# Outlets and Night Lights



## **TAMPER-RESISTANT OUTLET | ARTR152W4**

Upgrade from a standard outlet with discreet tamper-resistance.


## **ENERGY-SAVING ON/OFF OUTLET | ARPS152W4**

Add style, while reducing energy waste. Outlet can be shut off when not in use to avoid pulling power in standby mode.

## **TAMPER-RESISTANT SELF-TEST**

### **GFCI OUTLET | AGFTR2152W4**

Get superior safety and superior style. Protects against electrical shock caused by ground-faults.



## **POP-OUT OUTLET | ARPTR151GW2**

Pop it out to fit up-to-3plugs simultaneously, then gently push back into the wall when not in use.

## **NIGHT LIGHT | AANLM24**


Add built-in illumination for easier nighttime navigation.

## **PORTABLE NIGHT LIGHT/FLASHLIGHT | AARNL2**

An in-wall night light that can be popped out for use as a flashlight.




# USB Charging Solutions



**DUAL USB OUTLET, PLUS-SIZE | ARTRUSB153W4**  
Charge two devices simultaneously, without sacrificing a plug or needing a bulky adapter.

**TAMPER-RESISTANT ULTRA-FAST USB TYPE-A/C OUTLET, PLUS-SIZE | ARTRUSB156ACW4**  
Charge your phone or tablets faster with an industry-leading 6 amps of power, without sacrificing a plug or needing a bulky adapter.

**ULTRA-FAST USB TYPE-A/C OUTLET MODULE | ARUSB2AC6W4**  
Get faster USB charging with this module featuring both USB Type-A and Type-C ports.




**TAMPER-RESISTANT ULTRA-FAST PLUS POWER DELIVERY USB TYPE-C/C OUTLET, PLUS-SIZE | ARTRUSB15PD30W4**  
Maximize charging speeds (up to 2x faster) with ultra-fast amperage and advanced Power Delivery.


**ULTRA-FAST PLUS POWER DELIVERY USB TYPE-C/C OUTLET MODULE | ARUSB30PDW4**  
Get future-proof charging that is up to 2X as fast, with this Power Delivery-enabled module featuring two USB Type-C ports.



# Smart Lighting




adorne® WITH Netatmo



**SMART GATEWAY WITH NETATMO | WNAH1W1**  
Start here to create a robust, dedicated network for advanced smart control throughout an entire home. Required for all Netatmo smart lighting solutions.

**SMART SWITCH WITH NETATMO | WNAL10W1**  
Get advanced control of your lights from any smart device, from anywhere. Plug-in version also available.

**SMART TRU-UNIVERSAL DIMMER WITH NETATMO | WNAL50W1**  
This dimmer self-calibrates to work with virtually any 120V dimmable bulb or fixture (excludes 0-10V). Plug-in version also available.



**SMART OUTLET, PLUS-SIZE WITH NETATMO | WNAR153W1**  
Get advanced control of power from any smart device, from anywhere. One outlet is app-controlled, the other is always on. 15A and 20A versions available.















**WIRELESS SMART SWITCH WITH NETATMO | WNAL23W1**  
Add to any wall or surface for easy 3-way control. Battery-operated; no wiring required. Dimmer also available.

**HOME/AWAY WIRELESS SMART SWITCH WITH NETATMO | WNAL33W1**  
Add to any wall or surface for one tap control of a full lighting scene. Battery-operated; no wiring required.

Paddle

The Paddle design features a simple up–or–downaction, allowing you to turn lights on and off with ease. Dimmers include a slider for dimming or brightening lights.





Pair with a Locator Status Light to add illuminationto your Paddle switch or dimmer.See page 25.

NAME	PART NUMBER	DESCRIPTION	COLOR/FINISH	RATING	COMPATIBLE LOADS	COMPLIANCE
<div>Paddle Switch</div> 	ASPD1532W4 ASPD1532M4 ASPD1532G4	Single–pole/3–way.	White Magnesium Graphite	15A, 120 VAC	All Loads	 , RoHS
	ASPD2032W4 ASPD2032M4 ASPD2032G4		White Magnesium Graphite	20A, 120 VAC	All Loads	 , RoHS
	ASPD1532W277 ASPD1532M277 ASPD1532G277		White Magnesium Graphite	15A, 277 VAC	All Loads	 , RoHS
	ASPD2042W4 ASPD2042M4 ASPD2042G4	4–wayswitches work with two adorne switches OR with one adorne switch and one adorne dimmer.	White Magnesium Graphite	20A, 120 VAC	All Loads	 , RoHS
	ASPD1542W277 ASPD1542M277 ASPD1542G277		White Magnesium Graphite	15A, 277 VAC	All Loads	 , RoHS
<div>Paddle Dimmer</div> 	ADPD453LW2 ADPD453LM2 ADPD453LG2	Single–pole/3–way.	White Magnesium Graphite	450W	CFL,LED*	 , RoHS
	ADPD4FBL3P2W4 ADPD4FBL3P2M4 ADPD4FBL3P2G4	Single–pole/3–way.	White Magnesium Graphite	0–10V	0–10VLight Fixtures	 , RoHS
<div>Paddle Switch, Half–Size</div> 	ASPD1531W4 ASPD1531M4 ASPD1531G4	Single–pole/3–way.	White Magnesium Graphite	15A, 120 VAC	All Loads	 , RoHS
	ASPD1531W277 ASPD1531M277 ASPD1531G277		White Magnesium Graphite	15A, 277 VAC	All Loads	 , RoHS
<div>Paddle Fan Speed Control</div> 	AAFN4S16AW4 AAFN4S16AM4 AAFN4S16AG4	Features four speeds. Includes de–hummer.	White Magnesium Graphite	1.6A, 120 VAC	Paddle–Type Ceiling Fan	 , RoHS

Note: Due to manufacturer variations and modifications, we are unable to ensure indefinite dimming compatibility with any bulb or fixture.  
\*Not intended for ELV loads.

Whisper®



The Whisper design features classic, elegant lines and turns lights on and off using a gentle action. The Whisper®Dimmer includes a slide for dimming or brightening lights. Pair with a Locator Status Light to add illumination to your Whisper switch or dimmer.See page 25.

NAME	PART NUMBER	DESCRIPTION	COLOR/FINISH	RATING	COMPATIBLE LOADS	COMPLIANCE
<div>Whisper Switch</div> 	ASWR1532W4 ASWR1532M4 ASWR1532G4	Single–pole/3–way.	White Magnesium Graphite	15A, 120 VAC	All Loads	 , RoHS
<div>Whisper Dimmer</div> 	ADWR703TUW4 ADWR703TUM4 ADWR703TUG4	Self–calibrates to work with virtually any 120Vdimmable bulb or fixture (excludes 0–10V).	White Magnesium Graphite	6W – 700W	Incandescent, Halogen & ELV: 700W,MLV: 500VA,LED/CFL: 450W (not compatible with 0–10VLED drivers), EFL: 5.5A	 , RoHS

Wave®

The Wave®Switch features innovative technology combined with sleek, contemporary design. Simply wave your hand in front of the switch to turn lights on and off.

With its touch–freemotion,the Wave is ideal for countertop areas in kitchens and bathrooms. It has a preset sensor distance of approximately 4”.However, this can be easily adjusted to sense movement from 1”to 6” in front of switch.

NAME	PART NUMBER	DESCRIPTION	COLOR/FINISH	RATING	COMPATIBLE LOADS	COMPLIANCE
<div>Wave Switch</div> 	ASWV1532W2 ASWV1532M2 ASWV1532G2	Single–pole/3–way.	White Magnesium Graphite	15A, 120VAC, 1/2 Hp	All Loads	 , RoHS

Note: Due to manufacturer variations and modifications, we are unable to ensure indefinite dimming compatibility with any bulb or fixture.



sofTap®

The sofTap® design features an innovative micro-movement sensor that turns lights on and off with a lighter push action. Dimmers include a unique paddle to adjust light levels.

NAME	PART NUMBER	DESCRIPTION	COLOR/FINISH	RATING	COMPATIBLE LOADS	COMPLIANCE
sofTap Switch	ASTP1532W4 ASTP1532M4 ASTP1532G4	Single-pole/3-way.	White Magnesium Graphite	15A, 120VAC, 1/2 Hp	All Loads	UL LISTED, RoHS
sofTap Dimmer	ADTP703TUV4 ADTP703TUM4 ADTP703TUG4	Self-calibrates to work with virtually any 120V dimmable bulb or fixture (excludes 0-10V).	White Magnesium Graphite	6W – 700W	Incandescent, Halogen & ELV: 700W, MLV: 500VA, LED/CFL: 450W (not compatible with 0-10V LED drivers), EFL: 5.5A	UL LISTED, RoHS
	ADTP4FBL3PW4 ADTP4FBL3PM4 ADTP4FBL3PG4	Single-pole/3-way.	White Magnesium Graphite	0-10V	0-10V Light Fixtures	UL LISTED, RoHS

Touch®

The Touch® design features a stunning translucent face and operates just like a smartphone – simply touch your finger on the circle to turn lights on and off, or use the arrows on the right to dim them (Touch Dimmer only).

The white Touch interface is created using a unique translucent material. In multi-gang installations, we recommend pairing with other white Touch Switches and Dimmers for a consistent look.

NAME	PART NUMBER	DESCRIPTION	COLOR/FINISH	RATING	COMPATIBLE LOADS	COMPLIANCE
Touch Switch	ASTH1532W2 ASTH1532M2 ASTH1532G2	Single-pole/3-way.	White Magnesium Graphite	15A, 120VAC, 1/2 Hp	All Loads	UL LISTED, RoHS
Touch Dimmer	ADTH703TUV4 ADTH703TUM4 ADTH703TUG4	Self-calibrates to work with virtually any 120V dimmable bulb or fixture (excludes 0-10V).	White Magnesium Graphite	6W – 700W	Incandescent, Halogen & ELV: 700W, MLV: 500VA, LED/CFL: 450W (not compatible with 0-10V LED drivers), EFL: 5.5A	UL LISTED, RoHS
	ADTH4FBL3PW4 ADTH4FBL3PM4 ADTH4FBL3PG4	Single-pole/3-way.	White Magnesium Graphite	0-10V	0-10V Light Fixtures	UL LISTED, RoHS

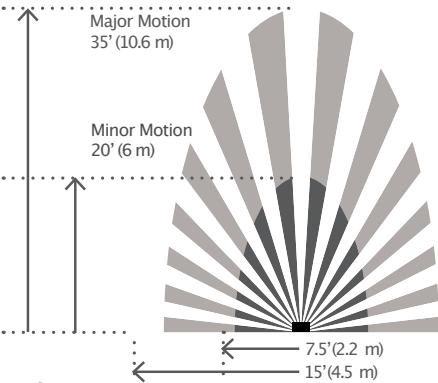
Note: Due to manufacturer variations and modifications, we are unable to ensure indefinite dimming compatibility with any bulb or fixture.

SensaSwitch®+ SensaDimmer

The SensaSwitch® includes passive infrared (PIR) sensor technology to automatically turn lights on or off when you enter or leave a room. The design features an innovative micro-movement that allows you to also manually turn on lights with a soft touch of the finger. SensaSwitches are available in three models:

- Auto-ON/Auto-OFF: Automatically turns lights on when you enter a room and off when you leave. (Occupancy Sensor)
- Manual-ON/Auto-OFF: Allows you to turn lights on when you enter a room and automatically turns them off when you leave. (Vacancy Sensor)
- Manual-ON/Timed-OFF: Allows you to turn lights on when you enter a room and select a time for lights to turn off (options include 10, 20, 30, and 60 minutes). (Timer)

SensaSwitches are perfect for kitchens, bathrooms, garages and pantries. The SensaDimmer turns lights on when you enter a room and off when you leave, but can be adjusted to become Manual-ON/Auto-OFF if desired. The chart to the right provides an overview of the sensor coverage area.























**Coverage Area**  
The Occupancy Sensor, Vacancy Sensor, and SensaDimmer each have a maximum coverage range of 180 degrees and a coverage area of 600 sq. ft. The sensor must have a clear and unobstructed view of the coverage area. Objects blocking the sensor's lens may prevent detection thereby causing the light to turn off even though someone is in the area. Windows, glass doors, and other transparent barriers will obstruct the sensor's view and prevent detection.


















NAME	PART NUMBER	DESCRIPTION	COLOR/FINISH	RATING	COMPATIBLE LOADS	COMPLIANCE
SensaSwitch, Auto-ON/Auto-OFF	ASOS32W4 ASOS32M4 ASOS32G4	Single-pole/3-way.	White Magnesium Graphite	600W, 120VAC, 60 Hz, 1/6 Hp	All Loads	UL LISTED, RoHS
		Time delay of 5-30 min.  Occupancy Sensor (Must be paired with another SensaSwitch or SensaDimmer in 3-way applications)				
SensaSwitch, Manual-ON/Auto-OFF	ASVS12W4 ASVS12M4 ASVS12G4	Single-pole/3-way.	White Magnesium Graphite	600W, 120VAC, 60 Hz, 1/6 Hp	All Loads	UL LISTED, RoHS CA Title 24
		Time delay of 5-30 min.  Vacancy Sensor (Must be paired with another SensaSwitch or SensaDimmer in 3-way applications)				
SensaSwitch, Manual-ON/Timed-OFF	ASTM2W2 ASTM2M2 ASTM2G2	Single-pole/3-way.	White Magnesium Graphite	600W, 120VAC, 60 Hz, 1/6 Hp	All Loads	UL LISTED, RoHS
		Time delay options include 10, 20, 30 or 60 min.  (Must be paired with another SensaSwitch or SensaDimmer in 3-way applications)				
SensaDimmer, Auto-ON/Auto-OFF	ADSM703HW2 ADSM703HM2 ADSM703HG2	Single-pole/3-way.	White Magnesium Graphite	25W – 700W  25W – 450W	Incandescent, Halogen	UL LISTED, RoHS
		Time delay of 5-30 min.  Dimming Occupancy Sensor (Must be paired with another SensaSwitch or SensaDimmer in 3-way applications)				

Outlets

Outlets from the adore Collection feature a tamper-resistant design, complete with a patented black invisí-shutter system. All 15A outlets also have a 20A feed or pass-through for installation flexibility.

NAME	PART NUMBER	DESCRIPTION	COLOR/FINISH	RATING	COMPATIBLE LOADS	COMPLIANCE
15A Single Outlet	ARTR151W10 ARTR151M10 ARTR151G10	A dedicated tamper-resistant outlet for use with appliances or devices with larger plugs.  Pair with a Half-Size Night Light, Paddle Switch, or USB Outlet for greater functionality in a 1-Gang+Wall Plate. 15A provides 20A pass-through.	White Magnesium Graphite	15A, 125V   20A, 125V 	5-15R	 , RoHS
Tamper-Resistant Outlet	ARTR152W4 ARTR152M4 ARTR152G4  ARTR202W4 ARTR202M4 ARTR202G4	Pair with a Half-Size Night Light, Paddle Switch, or USB Outlet for greater functionality in a 1-Gang+Wall Plate. 15A provides 20A pass-through.	White Magnesium Graphite  White Magnesium Graphite	15A, 125V   20A, 125V 	5-15R  5-20R	 , RoHS
Tamper-Resistant Outlet, Plus-Size	ARTR153W4 ARTR153M4 ARTR153G4	Compatible with 1-Gang+Wall Plates only. Cannot be used in multi-gang installations. Provides 20A pass-through.	White Magnesium Graphite	15A, 125V 	5-15R	 , RoHS
Tamper-Resistant Self-Test GFCI Outlet	AGFTR2152W4 AGFTR2152M4 AGFTR2152G4  AGFTR2202W4 AGFTR2202M4 AGFTR2202G4	GFCIs protect against serious injury due to electric shock. They are required by National Electrical Code in kitchens and bathrooms. All adore GFCIs are self testing to meet the latest NEC requirement. 15A provides 20A pass-through.	White Magnesium Graphite  White Magnesium Graphite	15A, 125V   20A, 125V 	5-15R  5-20R	 , RoHS
Tamper-Resistant Self-Test GFCI Outlet, Plus-Size	AGFTR2153W4 AGFTR2153M4 AGFTR2153G4	GFCIs protect against serious injury due to electric shock. They are required in kitchens and bathrooms. All adore GFCIs are self testing to meet the latest NEC requirement. Provides 20A pass-through.  Compatible with 1-Gang+Wall Plates only. Cannot be used in multi-gang installations.	White Magnesium Graphite	15A, 125V 	5-15R	 , RoHS
Energy-Saving ON/OFF Outlet	ARPS152W4 ARPS152M4 ARPS152G4	On/off switch allows you to save energy and stop the flow of power without unplugging your device. Perfect for kitchens, bathrooms, and computer rooms. Provides 20A pass-through.	White Magnesium Graphite	15A, 125V 	5-15R	 , RoHS
Tamper-Resistant Dual Controlled Outlet	ARCD152W10 ARCD152M10 ARCD152G10  ARCD202W10 ARCD202M10	This Plug Load outlet controls both receptacles, which will turn off for energy efficiency and cost savings. They are code-required, meet standards, and include permanent power markings. 15A provides 20A pass-through.	White Magnesium Graphite  White Magnesium	15A, 125V   20A, 125V 	5-15R  5-20R	 , RoHS
Tamper-Resistant Half Controlled Outlet	ARCH152W10 ARCH152M10 ARCH152G10	This Plug Load outlet controls half the receptacle, featuring a factory-broken split-circuit tab, allowing half of the receptacle to turn off for energy efficiency and cost savings. They are code-required, meet standards, and include permanent power markings. Provides 20A pass-through.	White Magnesium Graphite	15A, 125V 	5-15R	 , RoHS

USB Charging

NAME	PART NUMBER	DESCRIPTION	COLOR/FINISH	RATING	COMPATIBLE LOADS	COMPLIANCE
Dual USB Outlet, Plus-Size	ARTRUSB153W4 ARTRUSB153M4 ARTRUSB153G4  ARTRUSB153W4WP ARTRUSB153M4MP	Perfect for charging multiple mobile devices. Provides 20A pass-through. Compatible with 1-Gang+Wall Plates only. Cannot be used in multi-gang installations. Available in two versions: standard (without wall plate) or with an included wall plate in matching finish.	White Magnesium Graphite  (WITH WALL PLATE) White Magnesium	3.1A, 5V DC 15A, 125V 	5-15R for NEMA	 , RoHS   , RoHS
Ultra-Fast USB Type-A/A Outlet	ARUSB2AA6W4 ARUSB2AA6M4 ARUSB2AA6G4	Charge phones, tablets and more, faster, with 2 USB connections pulling 6 amps of power.	White Magnesium Graphite	6A 		 , RoHS
Ultra-Fast USB Type-A/C Outlet	ARUSB2AC6W4 ARUSB2AC6M4 ARUSB2AC6G4	Charges phones, tablets and more, faster, with 6 amps of power via USB Types-A and C connections.	White Magnesium Graphite	6A 		 , RoHS
Tamper-Resistant Ultra-Fast USB Type-A/C Outlet, Plus-Size	ARTRUSB156ACW4 ARTRUSB156ACM4 ARTRUSB156ACG4  ARTRUSB206ACW4 ARTRUSB206ACM4 ARTRUSB206ACG4	Charges phones, tablets and more, faster, with 6 amps of power via USB Types-A and C connections. Compatible with 1-Gang+Wall Plates only. Cannot be used in multi-gang installations.	White Magnesium Graphite  White Magnesium Graphite	6A 15A, 125V   6A 20A, 125V 	5-15R for NEMA  5-20R for NEMA	 , RoHS   , RoHS
Tamper-Resistant Ultra-Fast PLUS Power Delivery USB Type-C/C Outlet	ARUSB30PDW4 ARUSB30PDM4 ARUSB30PDG4	Charge up to 2X faster with this module featuring advanced Power Delivery* technology in two future-proof USB Type-C ports.  30W power negotiation for the most optimal charge for devices.	White Magnesium Graphite	6A 		 , RoHS
Tamper-Resistant Ultra-Fast PLUS Power Delivery USB Type-C/C Outlet, Plus-Size	ARTRUSB15PD30W4 ARTRUSB15PD30M4 ARTRUSB15PD30G4  ARTRUSB20PD30W4 ARTRUSB20PD30M4 ARTRUSB20PD30G4	Charges devices up to 2X faster by combining our ultra-fast amperage with advanced Power Delivery* technology. Includes two future-proof USB Type-C ports.  30W power negotiation for the most optimal charge for devices.  Compatible with 1-Gang+Wall Plates only. Cannot be used in multi-gang installations.	White Magnesium Graphite  White Magnesium Graphite	6A, 15A, 125V, TR   6A, 20A, 125V, TR 	5-15R for NEMA  5-20R for NEMA	 , RoHS   , RoHS








\*Power Delivery enables connected devices to receive the precise amount of power needed for safely maximized charging speeds.





Pop-Out™Outlet







Pop-Out Outlets require a special frame (included in package) and are not compatible with those used with adorne wall plates. **They require a deep box, such as Pass & Seymour SI22R, for installation or in a location that has a thick material like a kitchen backsplash, in a standard box.** Each 15Aoutlet includes capacity for three plugs.

NAME	PART NUMBER	DESCRIPTION	COLOR/FINISH	RATING	COMPATIBLE LOADS	COMPLIANCE
Pop-Out Outlet, 1-Gang 	ARPTR151GW2 ARPTR151GM2 ARPTR151GG2	Includes 1-gangframe for installation. Cannot be paired with other switches, dimmers, outlets, or accessories. 15A version provides 3 receptacles. 20A version provides 2 receptacles. Cannot be used in multi-gang installations.	White Magnesium Graphite	15A 	5-15R	 , RoHS
	ARPTR201GW2 ARPTR201GM2 ARPTR201GG2		White Magnesium Graphite	20A 	5-20R	
Pop-Out Outlet, 2-Gang 	ARPTR152GW2 ARPTR152GM2 ARPTR152GG2	Includes one Pop-Out Outlet and 2-gang frame for installation. Select this option to pair your Pop-Out Outlet with another adorne switch, dimmer, outlet, or accessory.	White Magnesium Graphite	15A 	5-15R	 , RoHS



deQuorum™ Flip-Up Table Boxes







deQuorum Flip-Up Table Boxes provide flexibility in decor, communication connectivity options, and installation to meet specific functional and aesthetic needs. Flip-Up TableBoxes bring the modules above the work surface when in use for easy access. Available in a black powder coat or brushed stainless steel finish.  
\*For additional configurations, contact your local rep.

NAME	PART NUMBER	DESCRIPTION	COLOR/FINISH	RATING	COMPATIBLE LOADS	COMPLIANCE
Field Wired Dequorum™Single Flip Up Unit with USB 	DQFF15UBK DQFF15UST	Unit includes one (1) 15A tamper resistant duplex re- ceptacle with two (2) USB ports that provide 3.1A.	Black Stainless	15A, 125V	5-15R	 , RoHS
Cord Ended Dequorum™Single Flip Up Unit with USB 	DQFP15UBK DQFP15UST	Unit includes one (1) 15A black tamper-resistant duplexreceptacle with two (2) USB ports that provide 3.1A.Unit comes with a 6' (1.83m)cord. Comes with a black powder coat finish.	Black Stainless	15A, 125V	5-15R	 , RoHS
Cord Ended Dequorum™Single Flip Up Unit 	DQFP15BK DQFP15ST	Unit includes one (1) 15A black tamper-resistant duplexreceptacle. Unit comes with a 6' (1.83m) cord. Comes with a black powder coat finish.	Black Stainless	15A, 125V	5-15R	 , RoHS









Furniture Power Centers

Furniture Power Centers offer endless design possibilities by allowing power and charging to be built directly into furniture.Available options can blend in seamlessly or add a beautiful accent to your furniture or space. Add power, charging and more directly into headboards, night stands or seating.

NAME	PART NUMBER	DESCRIPTION	COLOR/FINISH	RATING	COMPATIBLE LOADS	COMPLIANCE
Furniture Power, Outlet and USB Port 	AD1-RU-W AD1-RU-M	Easily add power and charging to furniture. 1 tamper-resistant outlet and 1USB charging port in a magnesium finish.Wall plate sold separately. Comes stan- dard with 8 foot cord with right angle plug.	White Magnesium	Receptacles: 15A 120Vac  USB charging ports: 2.4A, 5Vdc each	5-15R	 , RoHS
Furniture Power, Outlet and 2 USB Ports 	AD2-2UR-W AD2-2UR-M	Easily add power and charging to furniture. 1 tamper-resistant outlet and 2 USB charging ports in a magnesium finish.Wall plate sold separately. Comes stan- dard with 8 foot cord with right angle plug.	White Magnesium	Receptacles: 15A 120Vac  USB charging ports: 2.4A, 5Vdc each	5-15R	 , RoHS
Furniture Power, 2 Outlets and 2 USB Ports 	AD3-R2UR-W AD3-R2UR-M	Easily add power and charging to furniture. 2 tamper-resistant outlets and 2 USB charging ports in a magnesium finish.Wall plate sold separately. Comes stan- dard with 8 foot cord with right angle plug.	White Magnesium	Receptacles: 15A 120Vac  USB charging ports: 2.4A, 5Vdc each	5-15R	 , RoHS

Illumination Accessories

You’ve never seen a night light that hides itself so cleverly, yet responds so elegantly to a simple touch. Or one that can be lifted from its home on your wall to double as a carry-around flashlight. When it comes to brilliant solutions, adorne really shines. All night lights include ambient light level sensors. Each features a range of settings, including: Always Off, Low, Medium and High. If set to Low, Medium or High, the night light’s LED will only be visible when the ambient room is dark. To change the selected setting, simply push on the square in the upper right-hand corner of the night light.

NAME	PART NUMBER	DESCRIPTION	COMPLIANCE
Night Light, Half-Size 	AANLM14	Features a soft, glowing LED light.  Pair with a switch or outlet in a 1-Gang+Wall Plate for greater functionality.  <b>Light levels include:</b> Always Off Low Medium High	 , RoHS
Night Light 	AANLM24	Features a soft, glowing LED light.  <b>Light levels include:</b> Always Off Low Medium High	 , RoHS
Portable Night Light/Flashlight 	AARNL2	Simply push on this innovative night light to remove it from the wall and use it as a flashlight. Device recharges while mounted in wall and operates for up to 10hours during a power failure.  Includes light level options listed above, as well as Flashlight Mode, which is activated only when device is removed from the wall.	 , RoHS



In-wall Night Light function











Press on Night Light to remove from wall



Portable flashlight function

Locator Status Light: Find Us in the Dark















NAME	PART NUMBER	DESCRIPTION	COMPLIANCE
Locator Status Light 	AALSL6 AALSL277 (277 VAC)	Add a stylish, small locator light to your Paddle, or Whisper switch or dimmer and you’ll never again have to slide your hand across the wall trying to find that switch.  The locator light is a standard feature of all other switches and dimmers. It can be disabled if desired.  Locator light is on when the load is off and off when the load is on.	 , RoHS

OPTIONAL					
					
Paddle Optional Accessory	Whisper Optional Accessory	sofTap Standard Feature	SensaSwitch Standard Feature	Touch Standard Feature	Wave Standard Feature
















adorne with Netatmo

Control lights and power, from anywhere, with the ultra-reliable smart lighting solution optimized for whole-home use. Works with Amazon Alexa, Google Home and Apple HomeKit. Compatible with radiant with Netatmo.

NAME	PART NUMBER	DESCRIPTION	COLOR/FINISH	RATING	COMPATIBLE LOADS	COMPLIANCE
Smart Gateway with Netatmo 	WNAH1W1 WNAH1M1 WNAH1G1	Creates a robust and dedicated network as the foundation of an adorne with Netatmo smart lighting solution.	White Magnesium Graphite			 , RoHS
Smart Surface-Mount Gateway with Netatmo 	WNAH2W1 WNAH2M1 WNAH2G1	Creates a robust and dedicated network as the foundation of an adorne with Netatmo smart lighting solution. Installs beside an outlet or switch.  Ideal for remodels.	White Magnesium Graphite			 , RoHS
Smart Switch with Netatmo 	WNAL10W1 WNAL10M1 WNAL10G1	Controls lights from anywhere. Gateway required.	White Magnesium Graphite	15A, 120V		 , RoHS
Smart Tru-Universal Dimmer with Netatmo 	WNAL50W1 WNAL50M1 WNAL50G1	Controls lights from anywhere. Gateway required.  Self-calibrates to work with virtually any 120V dimmable bulb or fixture (excludes 0-10V).	White Magnesium Graphite	15A, 120V	Incandescent, Halogen & ELV: 700W, MLV: 500VA, LED/CFL: 450W FWD/250W REV (not compatible with 0-10V LED drivers), EFL: 5.5A	 , RoHS
Wireless Smart Switch with Netatmo 	WNAL23W1 WNAL23M1 WNAL23G1	Can be added to any wall or surface for easy 3-way control, no wiring required. Battery-operated. Battery included.  Must be paired with a (wired) Smart Switch, Dimmer or Outlet with Netatmo.	White Magnesium Graphite			 , RoHS
Wireless Smart Dimmer with Netatmo 	WNAL63W1 WNAL63M1 WNAL63G1	Can be added to any wall or surface for easy 3-way dimming control, no wiring required. Battery-operated. Battery included.  Must be paired with a (wired) Smart Switch, Dimmer or Outlet with Netatmo.	White Magnesium Graphite			 , RoHS
Home/Away Wireless Smart Switch with Netatmo 	WNAL33W1 WNAL33M1 WNAL33G1	Controls a scene of multiple lights. Turn the lights on (or off), simultaneously, with just a single tap. Add to any wall or surface, no wiring required. Battery-operated. Battery included.  Gateway required. For use in conjunction with Smart Switches, Dimmers and/or Outlets with Netatmo.	White Magnesium Graphite			 , RoHS

Note: Due to manufacturer variations and modifications, we are unable to ensure indefinite dimming compatibility with any bulb or fixture.

NAME	PART NUMBER	DESCRIPTION	COLOR/FINISH	RATING	COMPATIBLE LOADS	COMPLIANCE
Wake/Sleep Wireless Smart Switch with Netatmo 	WNAL43W1 WNAL43M1 WNAL43G1	Controls a scene of multiple lights. Turn the lights on (or off), simultaneously, with just a single tap. Add to any wall or surface, no wiring required. Battery-operated. Battery included.  Gateway required. For use in conjunction with Smart Switches, Dimmers and/or Outlets with Netatmo.	White Magnesium Graphite			 , RoHS
Smart Outlet with Netatmo, Plus-Size 	WNAR153W1 WNAR153M1 WNAR153G1  WNAR203W1 WNAR203M1 WNAR203G1	Control power from anywhere. One outlet is app-controlled, the other is always on. Gateway required.	White Magnesium Graphite  White Magnesium Graphite	15A, 125V,   20A, 125V, 	5-15R  5-20R	 , RoHS   , RoHS
Smart Plug-In Switch with Netatmo 	WNP10	Plugs into an existing outlet to provide smart control of lamps or small appliances. Gateway required.	White			 , RoHS
Smart Plug-In Tru-Universal Dimmer with Netatmo 	WNP20	Plugs into an existing outlet to provide smart dimming control. Gateway required.  Self-calibrates to work with virtually any 120V dimmable bulb or fixture (excludes 0-10V).	White		Incandescent, Halogen & ELV: 700W, MLV: 500VA, LED/CFL: 450W FWD/250W REV (not compatible with 0-10V LED drivers), EFL: 5.5A	 , RoHS
Smart Switch Starter Kit with Netatmo 	WNAH10KITW1 WNAH10KITM1 WNAH10KITG1	Kit includes (1) Smart Switch with Netatmo, (1) Smart Surface-Mount Gateway with Netatmo, (1) Home/Away Wireless Smart Switch with Netatmo	White Magnesium Graphite	15A, 125V		 , RoHS

Blank Module

NAME	PART NUMBER	DESCRIPTION	COLOR/FINISH
Half-Size Blank	AABK1W4 AABK1M4 AABK1G4	Use this blank insert to give your project a complete, finished look. Pair it with other half-sized devices, like the Night Light, Paddle Switch or USB, in a 1-gang wall plate.	White Magnesium Graphite

Keystone Frames

For a consistent look throughout the project, select an adorne keystone frame to enable audio, video and data connectivity in an adorne wall plate. Simply pair a 1-port, 2-port or 4-port frame with any keystone inserts shown on the next page and then mount in an adorne wall plate for a complete installation.

NAME	PART NUMBER	COLOR/FINISH
1-Port Frame	AC1PFW1 AC1PFM1 AC1PFG1	White Magnesium Graphite
2-Port Frame	AC2PFW1 AC2PFM1 AC2PFG1	White Magnesium Graphite
4-Port Frame	AC4PFW1 AC4PFM1	White Magnesium
In-Wall Cable Access Port	ACBRSTPW1 ACBRSTPM1	White Magnesium



1-Port Frame



2-Port Frame



4-Port Frame



In-Wall Cable Access Port

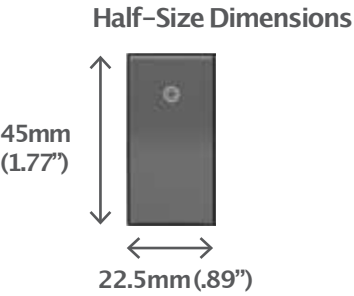
Keystone Inserts

NAME	PART NUMBER	COLOR/FINISH
Cat 5e RJ45 Data/Phone Insert	AC5ERJ45W1 AC5ERJ45M1	White Magnesium
Cat 5e RJ45 Data Coupler Insert	AC5ERJ45CW1 AC5ERJ45CM1	White Magnesium
Cat 6 RJ45 Data Insert	AC6RJ45W1 AC6RJ45M1 AC6RJ45G1	White Magnesium Graphite
RJ25 Phone Jack	ACRJ25W1 ACRJ25M1	White Magnesium
Component Video RCA to F Kit	ACRGBRCAFW1 ACRGBRCAFM1	White Magnesium
Composite Video RCA to F-Connector	ACYRCAFW1 ACYRCAFM1	White Magnesium

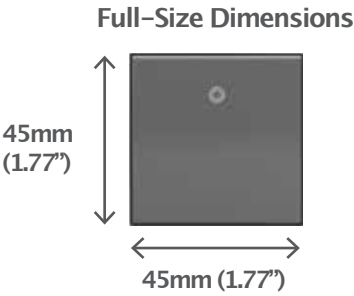
NAME	PART NUMBER	COLOR/FINISH
HDMI Keystone Coupler	ACHDMIW1 ACHDMIM1	White Magnesium
Single Keystone Speaker Connector	ACSSIW1 ACSSIM1	White Magnesium
Speaker Binding Posts	ACABPW1 ACABPM1	White Magnesium
Subwoofer RCA to F-Connector	ACPRCAFW1 ACPRCAFM1	White Magnesium
Video F-Connector	ACNRFCW1 ACNRFCM1 ACNRFCG1	White Magnesium Graphite
Blank Keystone Insert (4-Pack)	ACBLKW4 ACBLKM4	White Magnesium



Modular Unit Dimensions



- The basic building block of the system is a half-size unit (45mm x 22.5mm).
- All devices have either half-size or full-size front faces.
- Devices can also have half-size, full-size or plus-size back bodies.



- Most switches, dimmers and outlets are in the full-size format (45mm x 45 mm). This is the standard adorne proprietary "45" opening.

Front Face and Back Body Modular Sizes

SWITCHES

NAME	FRONTFACE SIZE	BACKBODY SIZE
Paddle Switch, 2-Module	Full-Size	Full-Size
Paddle Switch, 1-Module	Half-Size	Half-Size
Whisper Switch	Full-Size	Full-Size
softTapSwitch	Full-Size	Plus-Size
SensaSwitch	Full-Size	Plus-Size
Touch	Full-Size	Plus-Size
Wave	Full-Size	Plus-Size

DIMMERS

NAME	FRONTFACE SIZE	BACKBODY SIZE
Paddle	Full-Size	Plus-Size
Whisper	Full-Size	Plus-Size
softTap	Full-Size	Plus-Size
SensaDimmer	Full-Size	Plus-Size
Touch	Full-Size	Plus-Size
Paddle Fan Speed Control	Full-Size	Plus-Size

OUTLETS

NAME	FRONTFACE SIZE	BACKBODY SIZE
Tamper-Resistant Outlet, Full-Size	Full-Size	Full-Size
Tamper-Resistant Outlet, Plus-Size	Plus-Size	Plus-Size
GFCI Outlet, Full-Size	Full-Size	Plus-Size
GFCI Outlet, Plus-Size	Plus-Size	Plus-Size
Energy-Saving ON/OFF Outlet	Full-Size	Full-Size

ILLUMINATION

NAME	FRONTFACE SIZE	BACKBODY SIZE
Night Light, Half-Size	Half-Size	Half-Size
Night Light, Full-Size	Full-Size	Full-Size
Portable Night Light/Flashlight	Full-Size	Plus-Size

Optional Configurations

1-Gang



1-Gang



1-Gang+



2-Gang



3-Gang



4-Gang



**R** REAL MATERIALS

**CM** CAST METALS

**HF** Hubbardton Forge<sup>®</sup>

**P** PLASTIC



1 Black Stainless



1 Brushed Stainless



1 Custom with Magnesium Trim



1 Custom with White Trim



1 Macassar



1 Mirror



1 Mirror Black



1 Mirror White



1 Mirror White, White-on-White



1 Slate Linen



1 Spiraled Stainless



1 Rustic Grey



1 True Linen



1 Black Nickel



1 Brushed Black Nickel



1 Brushed Satin Brass



1 Brushed Stainless Steel



1 Coffee



1 Matte Antique Copper



1 Satin Black



1 Oil-Rubbed Bronze



1 Satin Nickel



1 Bronze



1 Natural Iron



1 Black Ink



1 Bronze



1 Bleu Noir



1 Carnival



1 Graphite



1 Gloss White



1 Gloss White, White-on-White



1 Golden Sands



1 Greige



1 Hibiscus



1 Magnesium



1 Pale Blue



1 Powder White



1 Satin Light Almond



1 Titanium



REAL MATERIALS



MACASSAR | AWM1G2MA4


Real Materials

These adorne Wall Plates add unique beauty to any space with contemporary options like stainless and mirror,as well as natural materials like linen and wood.

NAME	GANGS	PARTNUMBER
Black Stainless	1-Gang 1-Gang+ 2-Gang 3-Gang 4-Gang	AWM1G2BLS4 AWM1G3BLS4 AWM2GBLS4 AWM3GBLS4 AWM4GBLS4
Brushed Stainless	1-Gang 1-Gang+ 2-Gang 3-Gang 4-Gang	AWM1G2MS4 AWM1G3MS4 AWM2GMS4 AWM3GMS4 AWM4GMS4
Custom with Magnesium Trim	1-Gang 1-Gang+ 2-Gang 3-Gang 4-Gang	AWM1G2M4 AWM1G3M4 AWM2GM4 AWM3GM4 AWM4GM4
Custom with White Trim	1-Gang 1-Gang+ 2-Gang 3-Gang 4-Gang	AWM1G2W4 AWM1G3W4 AWM2GW4 AWM3GW4 AWM4GW4
Macassar	1-Gang 1-Gang+ 2-Gang 3-Gang 4-Gang	AWM1G2MA4 AWM1G3MA4 AWM2GMA4 AWM3GMA4 AWM4GMA4
Mirror	1-Gang 1-Gang+ 2-Gang 3-Gang 4-Gang	AWM1G2MR4 AWM1G3MR4 AWM2GMR4 AWM3GMR4 AWM4GMR4
Mirror Black	1-Gang 1-Gang+ 2-Gang 3-Gang 4-Gang	AWM1G2MB4 AWM1G3MB4 AWM2GMB4 AWM3GMB4 AWM4GMB4

Mirror White	1-Gang 1-Gang+ 2-Gang 3-Gang 4-Gang	AWM1G2MW4 AWM1G3MW4 AWM2GMW4 AWM3GMW4 AWM4GMW4
Mirror White, White-on-White	1-Gang 1-Gang+ 2-Gang 3-Gang 4-Gang	AWM1G2MWW4 AWM1G3MWW4 AWM2GMWW4 AWM3GMWW4 AWM4GMWW4
Rustic Grey	1-Gang 1-Gang+ 2-Gang 3-Gang 4-Gang	AWM1G2RG4 AWM1G3RG4 AWM2GRG4 AWM3GRG4 AWM4GRG4
Slate Linen	1-Gang 1-Gang+ 2-Gang 3-Gang 4-Gang	AWM1G2SL4 AWM1G3SL4 AWM2GSL4 AWM3GSL4 AWM4GSL4
Spiraled Stainless	1-Gang 1-Gang+ 2-Gang 3-Gang 4-Gang	AWM1G2SP4 AWM1G3SP4 AWM2GSP4 AWM3GSP4 AWM4GSP4
True Linen	1-Gang 1-Gang+ 2-Gang 3-Gang 4-Gang	AWM1G2TL4 AWM1G3TL4 AWM2CTL4 AWM3CTL4 AWM4CTL4
Copper	1-Gang 1-Gang+ 2-Gang 3-Gang 4-Gang	AWM1G2CU4 AWM1G3CU4 AWM2GCU4 AWM3GU4 AWM4GU4
















CAST METALS



BRUSHED BLACK NICKEL | AWC1G2BBN4

## Cast Metals




Cast metal Wall Plates from the adore Collection are hand-crafted by artisans, making them unique and distinctive. These slight variations in finish and color add to the rich beauty of the adore cast metal offering.




NAME	GANGS	PARTNUMBER
Black Nickel   	1-Gang 1-Gang+ 2-Gang 3-Gang 4-Gang	AWC1G2BLN4 AWC1G3BLN4 AWC2GBLN4 AWC3GBLN4 AWC4GBLN4
Brushed Black Nickel   	1-Gang 1-Gang+ 2-Gang 3-Gang 4-Gang	AWC1G2BBN4 AWC1G3BBN4 AWC2GBBN4 AWC3GBBN4 AWC4GBBN4
Brushed Satin Brass   	1-Gang 1-Gang+ 2-Gang 3-Gang 4-Gang	AWC1G2BSB4 AWC1G3BSB4 AWC2GBSB4 AWC3GBSB4 AWC4GBSB4
Brushed Stainless Steel   	1-Gang 1-Gang+ 2-Gang 3-Gang 4-Gang	AWC1G2BS4 AWC1G3BS4 AWC2GBS4 AWC3GBS4 AWC4GBS4
Coffee   	1-Gang 1-Gang+ 2-Gang 3-Gang 4-Gang	AWC1G2COF4 AWC1G3COF4 AWC2GCOF4 AWC3GCOF4 AWC4GCOF4

NAME	GANGS	PARTNUMBER
Matte Antique Copper   	1-Gang 1-Gang+ 2-Gang 3-Gang 4-Gang	AWC1G2MAC4 AWC1G3MAC4 AWC2GMAC4 AWC3GMAC4 AWC4GMAC4
Satin Black   	1-Gang 1-Gang+ 2-Gang 3-Gang 4-Gang	AWC1G2SBL4 AWC1G3SBL4 AWC2GSBL4 AWC3GSBL4 AWC4GSBL4
Oil-Rubbed Bronze   	1-Gang 1-Gang+ 2-Gang 3-Gang 4-Gang	AWC1G2OB4 AWC1G3OB4 AWC2GOB4 AWC3GOB4 AWC4GOB4
Satin Nickel   	1-Gang 1-Gang+ 2-Gang 3-Gang 4-Gang	AWC1G2SN4 AWC1G3SN4 AWC2GSN4 AWC3GSN4 AWC4GSN4

## The Hubbardton Forge®Line

These lustrous metal plates, forged by fire, are a unique and exquisite addition to the adore Collection. In partnering with Hubbardton Forge, we combine the passion of a 6,000-year-old art form with our cutting-edge technology for richly textured results.

NAME	GANGS	PARTNUMBER
Bronze   	1-Gang 1-Gang+ 2-Gang 3-Gang 4-Gang	AWM1G2HFBR4 AWM1G3HFBR1 AWM2GHFBR1 AWM3GHFBR1 AWM4GHFBR1

NAME	GANGS	PARTNUMBER
Natural Iron   	1-Gang 1-Gang+ 2-Gang 3-Gang 4-Gang	AWM1G2HFFE4 AWM1G3HFFE1 AWM2GHFFE1 AWM3GHFFE1 AWM4GHFFE1



PLASTICS



GOLDEN SANDS | AWP1G2GS4

Plastics

Available in a variety of classic and contemporary colors, adorne plastic Wall Plates provide the perfect finishing touch to any installation.

NAME	GANGS	PARTNUMBER
Black Ink	1-Gang 1-Gang+ 2-Gang 3-Gang 4-Gang 5-Gang 6-Gang	AWP1G2NK4 AWP1G3NK4 AWP2GNK4 AWP3GNK4 AWP4GNK4 AWP5GNK1 AWP6GNK1
Bronze	1-Gang 1-Gang+ 2-Gang 3-Gang 4-Gang 5-Gang 6-Gang	AWP1G2BR6 AWP1G3BR4 AWP2GBR4 AWP3GBR4 AWP4GBR4 AWP5GBR1 AWP6GBR1
Bleu Noir	1-Gang 1-Gang+ 2-Gang 3-Gang 4-Gang 5-Gang 6-Gang	AWP1G2BN4 AWP1G3BN4 AWP2GBN4 AWP3GBN4 AWP4GBN4 AWP5GBN1 AWP6GBN1
Carnival	1-Gang 1-Gang+ 2-Gang 3-Gang 4-Gang 5-Gang 6-Gang	AWP1G2CA4 AWP1G3CA4 AWP2GCA4 AWP3GCA4 AWP4GCA4 AWP5GCA1 AWP6GCA1
Graphite	1-Gang 1-Gang+ 2-Gang 3-Gang 4-Gang 5-Gang 6-Gang	AWP1G2GR6 AWP1G3GR4 AWP2GGR4 AWP3GGR4 AWP4GGR4 AWP5GGR1 AWP6GGR1
Magnesium	1-Gang 1-Gang+ 2-Gang 3-Gang 4-Gang 5-Gang 6-Gang	AWP1G2MG6 AWP1G3MG4 AWP2GMG4 AWP3GMG4 AWP4GMG4 AWP5GMG1 AWP6GMG1
Pale Blue	1-Gang 1-Gang+ 2-Gang 3-Gang 4-Gang 5-Gang 6-Gang	AWP1G2BL6 AWP1G3BL4 AWP2GBL4 AWP3GBL4 AWP4GBL4 AWP5GBL1 AWP6GBL1

NAME	GANGS	PARTNUMBER
Gloss White, White-on-White	1-Gang 1-Gang+ 2-Gang 3-Gang 4-Gang 5-Gang 6-Gang	AWP1G2WHW10 AWP1G3WHW4 AWP2GWHW10 AWP3GWHW4 AWP4GWHW4 AWP5GWHW1 AWP6GWHW1
Gloss White	1-Gang 1-Gang+ 2-Gang 3-Gang 4-Gang 5-Gang 6-Gang	AWP1G2WH6 AWP1G3WH4 AWP2GWH4 AWP3GWH4 AWP4GWH4 AWP5GWH1 AWP6GWH1
Golden Sands	1-Gang 1-Gang+ 2-Gang 3-Gang 4-Gang 5-Gang 6-Gang	AWP1G2GS4 AWP1G3GS4 AWP2GGS4 AWP3GGS4 AWP4GGS4 AWP5GGS1 AWP6GGS1
Greige	1-Gang 1-Gang+ 2-Gang 3-Gang 4-Gang 5-Gang 6-Gang	AWP1G2GG4 AWP1G3GG4 AWP2GGG4 AWP3GGG4 AWP4GGG4 AWP5GGG1 AWP6GGG1
Hibiscus	1-Gang 1-Gang+ 2-Gang 3-Gang 4-Gang 5-Gang 6-Gang	AWP1G2HB4 AWP1G3HB4 AWP2GHB4 AWP3GHB4 AWP4GHB4 AWP5GHB1 AWP6GHB1
Powder White	1-Gang 1-Gang+ 2-Gang 3-Gang 4-Gang 5-Gang 6-Gang	AWP1G2PW4 AWP1G3PW4 AWP2GPW4 AWP3GPW4 AWP4GPW4 AWP5GPW1 AWP6GPW1
Satin Light Almond	1-Gang 1-Gang+ 2-Gang 3-Gang 4-Gang	AWP1G2LA6 AWP1G3LA4 AWP2GLA4 AWP3GLA4 AWP4GLA4
Titanium	1-Gang 1-Gang+ 2-Gang 3-Gang 4-Gang 5-Gang 6-Gang	AWP1G2TM6 AWP1G3TM4 AWP2GTM4 AWP3GTM4 AWP4GTM4 AWP5GTM1 AWP6GTM1


## The adorne Frame System

The frame is the foundation upon which the adorne modular system is built. It is manufactured with high-strength galvanized metal and includes a ground wire.

Frames include plastic spacers. The spacers remain in place for devices with full size back bodies. They must be removed for devices with plus size back bodies, such as dimmers and GFCI outlets.

The frame completes the enclosure, providing a safe installation during the construction phase and allowing the wall plate to be installed at the end of the project.


Each frame includes a leaded ground that supports the full adorne system. Most switches, outlets and wall plates (including cast metals) are automatically grounded to the frame, saving time and ensuring a safe and reliable ground path.




1-Gang, Full Size with Spacers




1-Gang, Plus Size without Spacers



2-Gang with Spacers




3-Gang with Spacers



4-Gang with Spacers



5-Gang with Spacers



6-Gang with Spacers

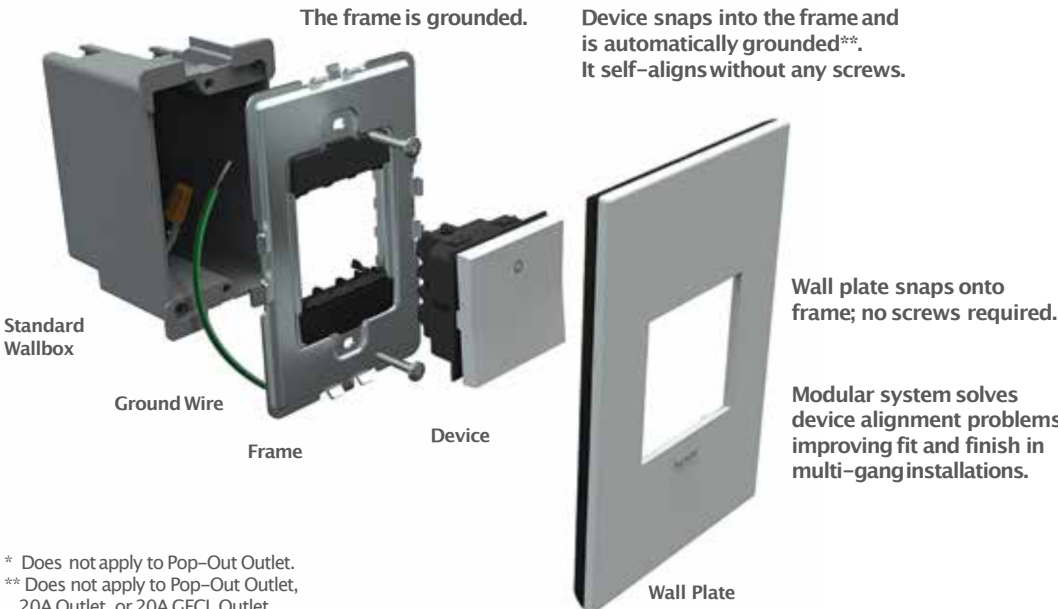
## Mounting Frames

NAME	PARTNUMBER
1-Gang Mounting Frame	AF1G
2-Gang Mounting Frame	AF2G
3-Gang Mounting Frame	AF3G
4-Gang Mounting Frame	AF4G
5-Gang Mounting Frame	AF5G
6-Gang Mounting Frame	AF6G

## The adorne Modular System

Complete versatility and unmatched flexibility

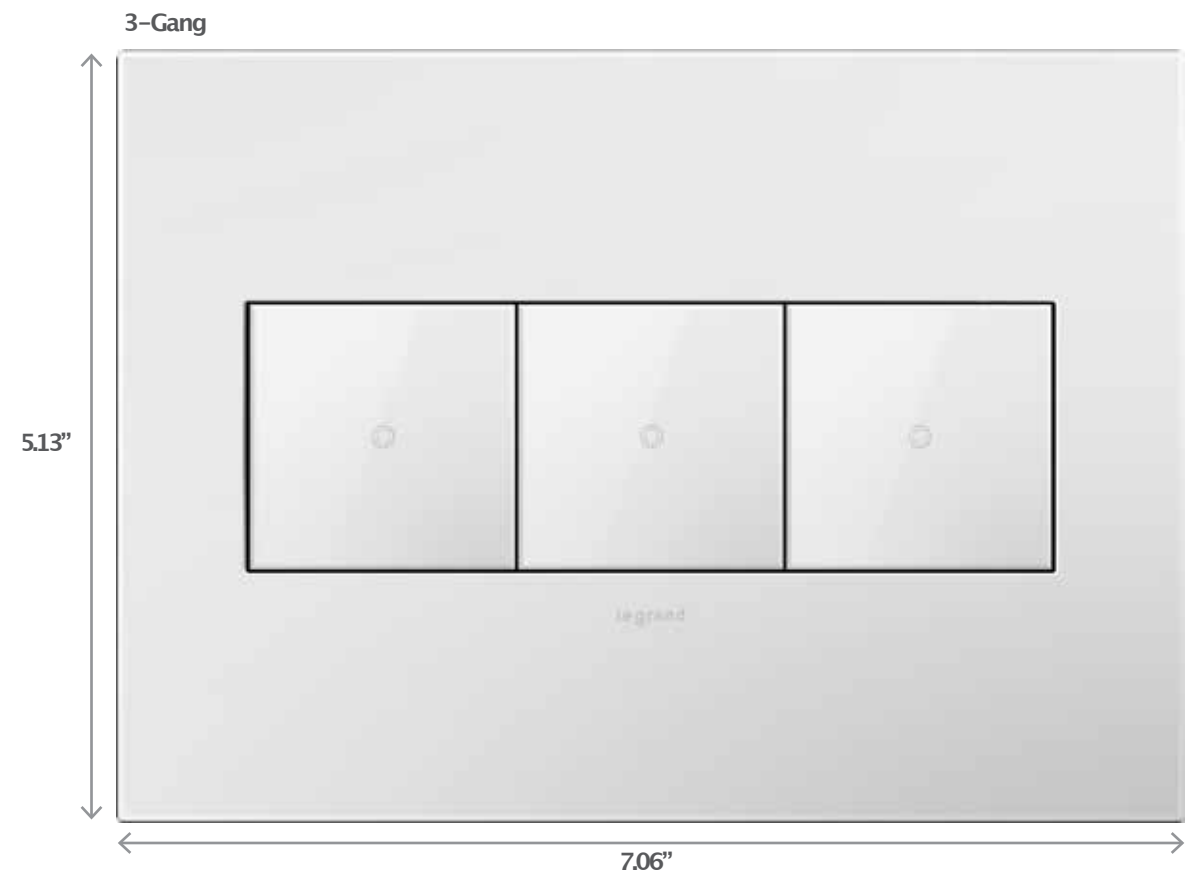
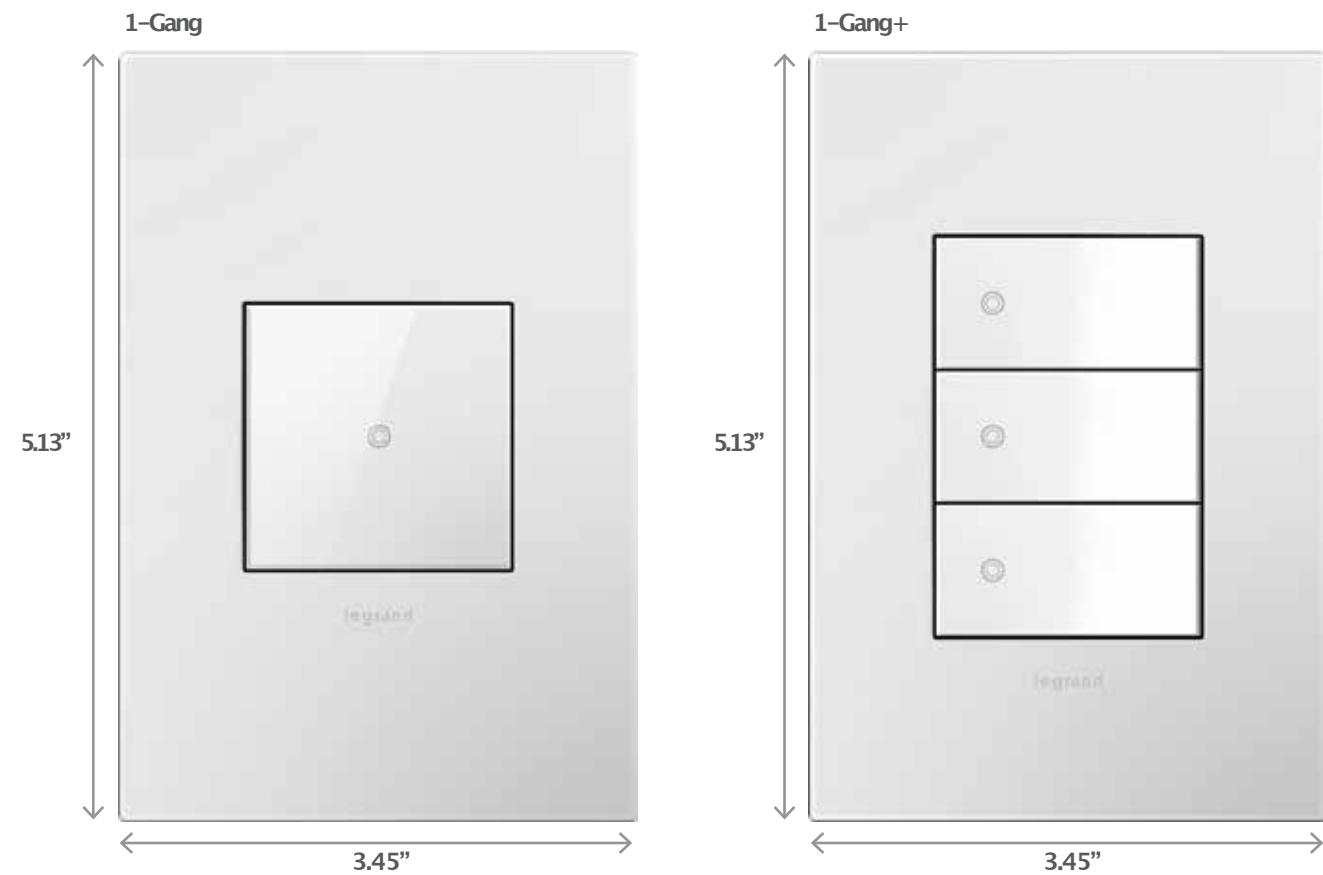
adorne fits in all existing NEMA-approved wallboxes.\*



\* Does not apply to Pop-Out Outlet.  
\*\* Does not apply to Pop-Out Outlet, 20A Outlet, or 20A GFCI Outlet.

Devices simply snap into the frame from the front. During installation, screw the frame to the box, then pull the wires through the frame and wire the device. Then, simply snap the device into the frame.





## Wall Plates

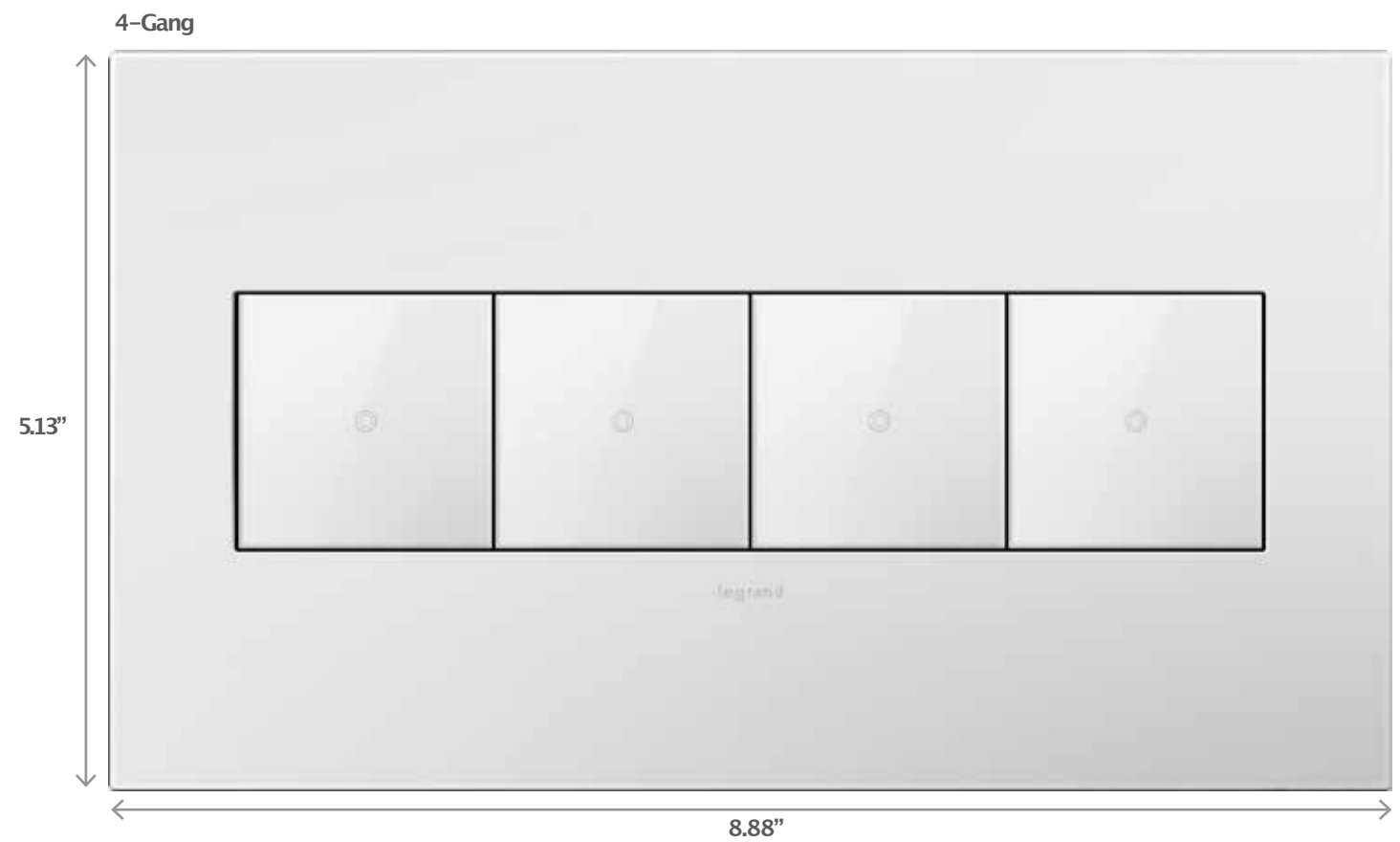
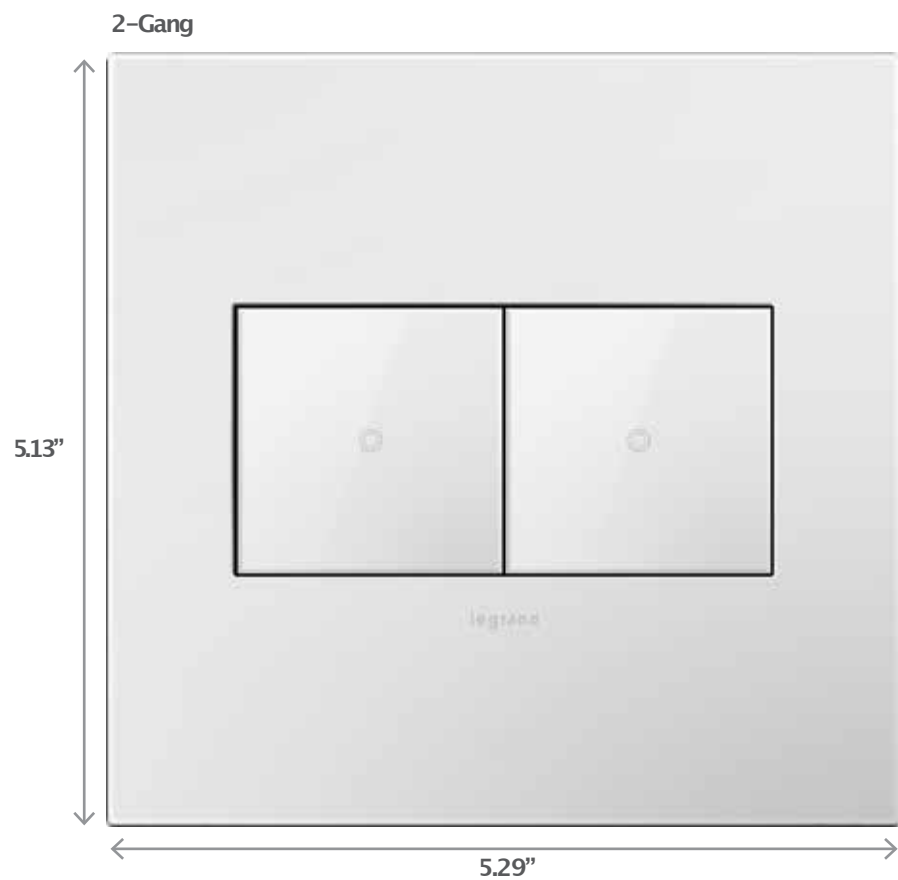
Available in six gang sizes, adorne wall plates provide the perfect complement to adorne switches, dimmers, outlets and accessories. The collection includes a variety of finishes, from cast metals like Satin Nickel and Oil-Rubbed Bronze to real materials such as linen and wood. In addition, the collection includes a full offering of plastic plates in contemporary and classic colors, as well as three innovative Soft Touch finishes. Each wall plate is packaged with a mounting frame to enable easy installation when paired with a device. All plates are screwless and simply snap onto the included metal frame. See page 40 for more information on the adorne frame system.

All adorne wall plates are UL and ETL-approved. 5- and 6-Gang wall plates are not available in all colors.



5-Gang  
5.13" x 10.7"

6-Gang  
5.13" x 12.5"

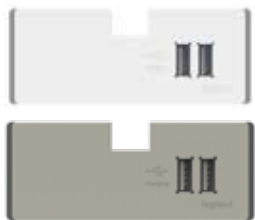





## A RECIPE FOR KITCHEN MAGIC.

### Under-Cabinet Lighting and Power

The adorne Under-Cabinet Lighting and Power Sytem brings an array of modular components that swap out so easily, you can reconfigure whenever the mood strikes. From speakers and smart phone docks, to lighting and outlets, there's a world of possibilities to choose from with these high-tech, highly convenient building blocks.



USB Module:  
A handy outlet to power  
today's devices.



Tamper-Resistant Outlet  
Module:  
Convenient power snaps  
in where you need it.



LED Slimline Light: A low-profile, continuous lighting option.



Linear Lights: For a consistent, continuous light.



Tablet Cradle:  
Puts apps and the internet  
where you need them.



Mobile Cradle:  
Because recharging doesn't  
have to look sloppy.



Modular Tracks: The nerve center that tucks away out of sight. Available in four sizes.



**LOOKING UP** A view from below reveals how the adorne collection tucks neatly away, offering tons of convenience while hiding underneath your cabinets.

## How to Specify the System

The adorne Under-Cabinet Lighting and Power System is a fully customizable and modular solution for eliminating kitchen clutter. It is compatible with any kitchen layout, such as a galley, L-shaped or U-shaped, as well as with any home wiring. In order to ensure you have specified the correct products for your system, we recommend you follow the steps outlined below.

### 1. Planning Your System Layout

First, determine where you want to install the system. Then measure your cabinets to determine the length of Modular Track required:

- Measure each cabinet length at back of cabinet.
- For installations with a corner, allow 3" on each side for Corner Connector.
- When totaling up the length of required Modular Track, be sure to include the length of the desired Control Box or Direct Wire Connector. For a 1-gangbox, allow 5". For a 2-gangbox, allow 5.25". For Direct Wire Connector, allow 6". For more detail on Control Box options, see page 53.
- If your selection of Modular Tracks does not match the exact length of your cabinets, you can use a Modular Track Extender to complete the track. This piece can be cut down to 6". Standard 12", 18" and 27" Modular Tracks cannot be shortened.



9" Modular Track



12" Modular Track



18" Modular Track



27" Modular Track



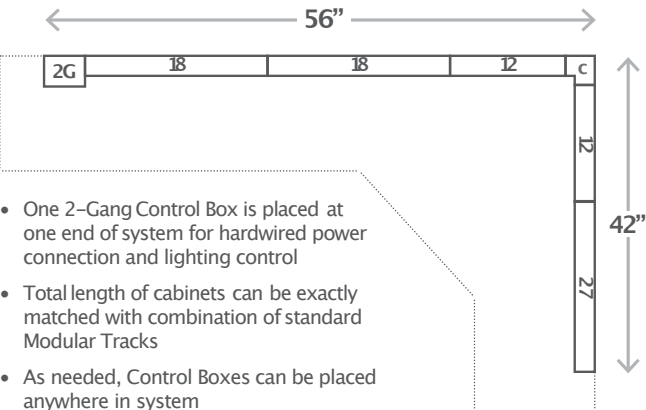
18" Modular Track Extender



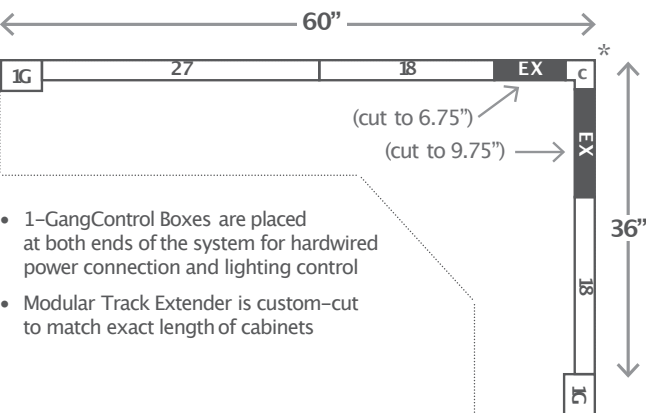
Modular Track Corner Connector

Visit [www.adornemyhome.com](http://www.adornemyhome.com) to watch planning and installation videos.

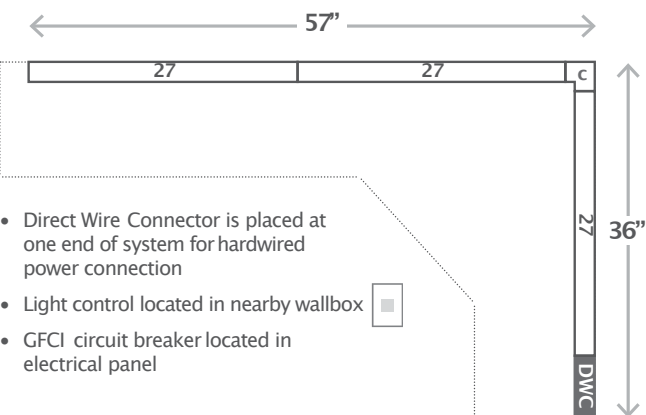
**Sample Installation:** Length of cabinets is equal to combined length of standard Modular Tracks



**Sample Installation:** Length of cabinets is greater than combined length of standard Modular Tracks



**Sample Installation:** Direct wire with system controls in a remote location



### 2. Selecting the Control Box and Power Options

Next, select the type of lighting and power connection you'd like to include. For a hardwired installation, there are five options to choose from which enable expanded lighting control options such as dimming:

- Control Box with Paddle Dimmer
- Control Box with Paddle Dimmer and GFCI protection
- Control Box, 1-Gang (No Devices)
- Control Box, 2-Gang (No Devices)
- Direct Wire Connector

**For hardwired installations, there must be three separate circuits from the electrical panel:**

- Receptacle Circuit: 20 Amps; GFCI-protected; Use #12 wire
- Lighting Circuit: 15 Amps; Use #12 or #14 wire
- Accessory Circuit: 15 Amps; Use #12 or #14 wire

#### Hardwired Control Boxes



1-Gang Control Box with Paddle Dimmer



2-Gang Control Box with Paddle Dimmer and 15AGFCI



Direct Wire Connector



Control Box, No Devices, 1-Gang\*



Control Box, No Devices, 2-Gang\*

Compatible with all adorne 2-module devices. The CFL/LED Paddle Dimmer (ADPD453LM2) is recommended for use with the adorne system.

### 3. Selecting the LED Lights

The adorne Under-Cabinet Lighting and Power System is only compatible with adorne LED lights. Recommended placement for lights is every 18" along Modular Track.

You can select any combination of Linear lights to complete your system. In addition, if you are mounting a light under the cabinet and wish to move it further to the front of the counter, you can use the LED Light Extender. This enables you to increase the length of any light from the Modular Track from a standard 11" to up to 22". This is especially useful in corner installations.



LED Linear Light



LED Slimline Light



Light Extender

### 4. Choosing Accessories to Complete the System

The final step is to select the accessories to perfectly complement your system. adorne offers a range of options, including USB charging ports, mobile and tablet cradles. Each of these accessories provides flexibility in that it can be added or removed at any time – simply swap it with an existing outlet or blank module to increase your system capabilities.

#### We're here to help!

We have a dedicated project services team on staff to help you plan your projects, including supplying a full takeoff with a wiring diagram based on your floor plans.

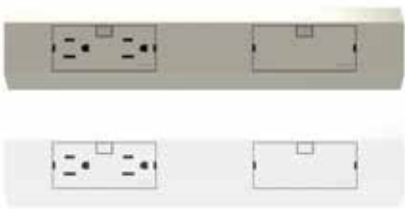
Give us a call at 315.468.8413 or email us your project info at [adornemyproject@legrand.us](mailto:adornemyproject@legrand.us).


























Modular Tracks

The adore system is a flexible and modular solution designed to eliminate kitchen clutter. Fully customizable, you can select from several types of modules and modify your system in minutes. Simply pop out an existing module and replace it with a new module at any time.

The Modular Tracks listed below simply plug together to create a full system custom-designed for any kitchen. They form the base of the system, housing all of the wiring that connects the modules.

Each system must include a Control Box or Direct Wire Connector that is hardwired to existing wiring or plugged into an outlet on the backsplash.



NAME	PARTNUMBER	DESCRIPTION	COMPLIANCE
12" Modular Track 	APMT12TM2 APMT12W2	Includes one Tamper-Resistant Outlet Module and one Blank Module. Can support up to two LED lights.  Provides 120V power via 15A outlet modules and 20A pass-through.  Module openings are 6" on-center.	   RoHS
18" Modular Track 	APMT18TM4 APMT18W4	Includes one Tamper-Resistant Outlet Module and one Blank Module. Can support up to two LED lights.  Provides 120V power via 15A outlet modules and 20A pass-through.  Module openings are 9" on-center.	   RoHS
27" Modular Track 	APMT27TM2 APMT27W2	Includes two Tamper-Resistant Outlet Modules and one Blank Module. Can support up to three LED lights.  Provides 120V power via 15A outlet modules and 20A pass-through. Module openings are 9" on-center.	   RoHS
18" Modular Track Extender 	APME18TM2 APME18W2	Enables a perfect fit for any kitchen. Simply cut to length (minimum of 6") and attach to end of Modular Track.  Does not include any module openings.	  , RoHS
Modular Track Corner Connector 	APCCTM4 APCCW4	Use with installations that include a right-angle corner to connect two Modular Tracks.  Allow 3" on each side for installations with Corner Connectors.	  , RoHS
Short Modular Track 	APST9TM1 APST9W1	Includes one Tamper-Resistant Outlet Module. Intended for use on short cabinet sections. 10" in length but can be cut to 8".  Enables direct wire connection to wiring behind the wall. Cannot be combined with any other track section.	   RoHS
Pro Kit 	APMTPROTM1	Includes the adore control box with the paddle dimmer, 18" Track, 12" Track, an additional tamper-resistant outlet, and a tablet cradle.	  , RoHS

We're here to help!

We have a dedicated project services team on staff to help you plan your projects, including supplying a full takeoff based on your floor plans.

Give us a call at 315.468.8413 or email us your project info at [adornemyproject@legrand.us](mailto:adornemyproject@legrand.us).
















Control Boxes

Every Under-Cabinet Lighting and Power System must include one of the below Control Boxes or Direct Wire Connector. These boxes connect to existing in-wall wiring or plug into an outlet on the backsplash to provide system power.



Control Boxes include system end caps, ensuring a clean finish on the left and right edges of the installed system.

Hardwired Installations that include USB modules require three circuits.

NAME	PARTNUMBER	DESCRIPTION	COMPLIANCE
Control Box with Paddle Dimmer 	APCB1TM4 APCB1W4	Connects to existing in-wall wiring. Fits onto end of Modular Track, adding 5" onto system length.  Includes adore 450W CFL/LED Paddle Dimmer (ADPD453LM2).  GFCI protection must be provided at the electrical panel.	450W   , RoHS
Control Box with Paddle Dimmer and 15A GFCI 	APCB6TM2 APCB6W2	Connects to existing in-wall wiring. Fits onto end of Modular Track, adding 5.25" onto system length.  Includes adore 450W CFL/LED Paddle Dimmer (ADPD453LM2) and 15A Tamper-Resistant GFCI Outlet (AGFTR152M4).	450W 15A   , RoHS
Control Box, No Devices, 1-Gang 	APCB4TM1 APCB4W1	Connects to existing in-wall wiring. Fits onto end of Modular Track, adding 5" onto system length. Customize with your preference of adore dimmers, switches, or outlets.	  , RoHS
Control Box, No Devices, 2-Gang 	APCB5TM1 APCB5W1	Connects to existing in-wall wiring. Fits onto end of Modular Track, adding 5.25" onto system length. Customize with your preference of adore dimmers, switches, or outlets.	  , RoHS
Direct Wire Connector 	APDWCTM1 APDWCW1	Enables direct wire feed of power from in-wall wiring, eliminating need for a Control Box. Connector is 6" in length.	  , RoHS



Lighting

adorne Linear LED Lights are designed for use with the adorne Under-Cabinet Lighting and Power System only. They can be paired with the adorne SoftTap Tru-Universal Dimmer (ADTP703TUW4) to enable dimming.



Lights easily plug into a connection port on any system module. Optimal positioning is one light for every 18" of Modular Track. Lights can be added or removed as needed.

NAME	PARTNUMBER	DESCRIPTION	COMPLIANCE
LED Linear Light	ALLNLEDTM4 ALLNLEDTWH4	• 8W • 280 lumens • correlated color temperature: 3000K color rendering index: 95	, RoHS
Light Extender	ALEXTLEDTM4 ALEXTLEDTWH4	Enables adorne LED lights to be mounted up to 22" from backsplash by extending cord length beyond default 11". Ideal for corner cabinet installations.	, RoHS

LED Slimline Light + Accessories

NAME	PARTNUMBER	DESCRIPTION	COMPLIANCE
6" LED Slimline Light	ALSLED6TM4 ALSLED6W4	• 2.38 Watts • 158 lumens • correlated color temperature: 3000K, color rendering index 93 • Tru-Universal Dimmer recommended	, RoHS
12" LED Slimline Light	ALSLED12TM4 ALSLED12W4	• 4.83 Watts • 328 lumens • correlated color temperature: 3000K, color rendering index 93 • Tru-Universal Dimmer recommended	, RoHS
LED Dimmable Driver	ALSDDR30TM1 ALSDDR30W1	The 30 Watt LED dimmable drive powers up to 6 feet of adorne expandable light strips.	, RoHS
LED Dimmable Driver	ALSDDR60TM1 ALSDDR60W1	The 60 Watt LED dimmable drive powers up to 10 feet of adorne expandable light strips.	, RoHS
Joiner Cable 8"	ALSJJC8TM4 ALSJJC8W4	Perfect for joining your LED lights and creating a finished look. Adds 8" of space between adorne LED Lights. Pair with an additional cable for even more space.	RoHS
Joiner Cable 14"	ALSJJC14TM4 ALSJJC14W4	Perfect for joining your LED lights and creating a finished look. Adds 14" of space between adorne LED Lights. Pair with an additional cable for even more space.	RoHS
T Fitting	ALSLTTM4 ALSLTW4	Perfect for splitting power to different locations while creating a finished look. Use Tee Cables to split the power from an adorne driver into two different directions.	RoHS
Power Cable Extender 36"	ALSLPC36TM4 ALSLPC36W4	Perfect for extending cables and hiding cables out of sight for a clean, finished look. Use the Power cable extender to extend the length of cables, allowing you to hide drivers in or above cabinets.	RoHS

Modules and Accessories

The Under-Cabinet Lighting and Power System modules are designed to fit in any module opening, and can be easily added or removed by using the included module tool. Simply fit the tool into either end of the module and pop it out of the track.



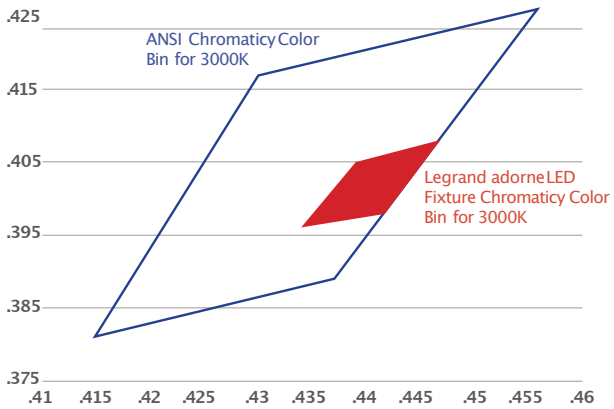
Cradles do not occupy a module opening. Instead, they save space by resting on the back edge of the track.

NAME	PARTNUMBER	DESCRIPTION	COMPLIANCE
15A Outlet Module	APTR15TM4 APTR15W4	Provides two power outlets by snapping into any module opening. Tamper-resistant outlet is designed with a patented shutter system.  Included with short, 12", 18", and 27" Modular Tracks.	15A, 120V , RoHS
USB Outlet Module	APUSB3TM4 APUSB3W4	Provides two USB charging ports for devices such as mobile phones and tablets by snapping into any module opening.  Charging cable not included.	3.1A, 5V , RoHS
Mobile Phone Cradle	AAPCTM4 AAPCW4	Attaches anywhere along track to hold a mobile phone. Perfect for use with USB Outlet Module while charging devices.	RoHS
Tablet Cradle	AATCM4 AATCW4	Attaches anywhere along track to hold a tablet. Perfect for use with USB Outlet Module while charging devices.	RoHS

The adorne system is optimized to provide a premium under-cabinet solution by utilizing the latest innovations in lighting research and LED technologies.

System specifications:

- OSRAM OSOLON® Color Champ LED
- Nominal 3000K Correlated Color Temperature (CCT) warm light output
- Linear Lights have a Color Rendering Index (CRI) of 95  
Slimline Lights have a Color Rendering Index (CRI) of 93
- Excellent range of color differentiation and rendering of the important red color (think red meat and apples) and skin tones
- A bright lumen light output provides optimized lighting for the under-cabinet environment
- Efficient driver design integrated in each fixture results in:
  - Reliable and smooth dimming
  - ENERGY STAR certification
  - Rated for 40,000 hours of high performance
- LED quality control uses a "fine bin system" based on a three-step MacAdams ellipse to ensure color consistency



adorne individual LEDs are specifically selected to ensure fixture output CCT uniformity within a range of less than 100. This tight manufacturing assurance process ensures that variations inherent in the LED chip manufacturing process do not compromise reliable light quality.

Improving  
Lives



**Electrical Wiring Systems**  
60 Woodlawn Street  
West Hartford, CT  
061101.877.BY.LEGRAND (295.3472)  
[www.legrand.us](http://www.legrand.us)